

Enka B. Cole
Executive Director

John A. Cole
Chief of Staff


Vanity Hodges
Assistant Director

Gay Harrison
Curriculum Facilitator



Remote App Set Up

1. Open Google Play (Androids) or App Store (iPhone).
2. Search for and download gDMSS Lite (iDMSS Lite for iPhone).
3. Open gDMSS Lite.
4. Tap on the icon labeled Camera.



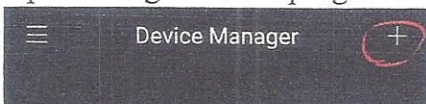
5. Tap on the 3 lines in the top left corner to open up the main menu.



6. Tap on "Device Manager" in the menu that opened.




7. Tap the + sign in the top right corner.



8. If you get a warning message about initializing a device just tap ok. Otherwise, tap on the icon labeled "Wired".

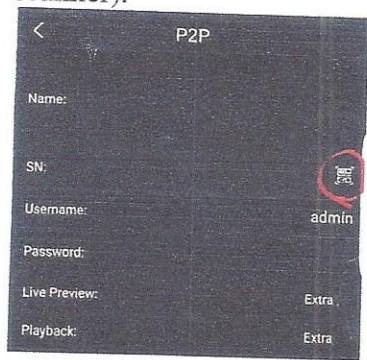


9. Next, tap on P2P.



10. Type in any name you want to label this connection as.

11. For SN type in 1L02CA2PAMARQ48 or scan the QR Code (Tap the QR icon to open the scanner).



12. Your Username is: *your door code*

13. Your Password is: *CT#killen@1*

14. Tap Start Live Preview